

INTRODUCTION

So you're ready to start learning tarot? The secret is to get the basics, practice, and then flow from there, finding your own tricks and methods. So, let's get you started these are the basics.

Make your practice your own

Tarot can be your ally and confidant, always there to tell you the truth, guide your decisions, shed light on darkness, and help you out. There are rules to learn (arcanas, suits, elements, numbers, spreads) but, once you have, you can use any deck- they all follow the same principles.

Your personal tarot deck

First things first- choose your deck. The imagery is the guiding light of this choice. There is a tarot deck for almost every aesthetic, fan favourite, theme, and style. Browse deeply! And, my tip, make sure the minor arcana is as well illustrated as the major. You want EVERY card to have its own unique picture so you can resonate with them, and it helps to remember them.

Initiate your deck

When you receive your deck, you may wish to cleanse it (after all, it's been languishing in warehouses,



lorries, and shops for a while, handled by many people). You can do this in a few ways- smudge the deck in sage smoke, bless with incense or palo santo, place a clear or white crystal on top of it, or even leave it in sun or moon light on your windowsill.

Become one with your cards


Familiarising yourself with your deck is the next task, imprinting on it and starting to feel connected to its wisdom. Many people carry their decks around with them for a week (on their desk, in their bag, under their pillow), shuffling occasionally, and reading the guidebook. Your deck should feel like a new toy, you should be excited to get it out and play.



The shuffle

When you're ready to draw a card, you need to shuffle. Let me tell you, I only meet about 1 in every 50 clients who can actually shuffle like you see people do in the movies. Most of us just move the cards around, cut them and regroup them, ~schmoosh~ (yes, it's a word) them around on the floor. As long as you get your hands on them and move them around- you're shuffling, okay? Don't overthink it.

As you're shuffling, think about a question. If you're pulling one card (and, when you're starting, I'd advise sticking to one card pulls for a while, until you know your deck), make it a singular, clear question. For instance, 'what is my immediate next step today?', 'what can I learn from what just happened?', 'who can help me with XYZ?'.




And, as you start to look at the cards and wonder what they mean, it's time to start understanding the system of tarot. Here's the topline deets that you need to know. Are you ready to unleash your inner witch and master the magic of the cards?

Numerology

Numerology is like the secret spice that makes tarot readings extra magical and flavorful. Just like how a pinch of salt can transform a bland dish into a savory masterpiece, the numerological symbolism of each tarot card adds a layer of depth and mystery to the reading, making it even more enchanting and powerful.

The 4 elements

The four elements (earth, air, fire, and water) are the cornerstone of many mystical traditions, and they play a crucial role in tarot as well. Think of them like the four primary colors of a painter's palette, but instead of mixing them to create different shades, tarot readers use them to interpret the cards and understand their energy.




Color correspondence

Hold on to your mystical hats, because understanding the meaning of color in Tarot can be a downright tricky business! With a plethora of decks out there, the interpretations of colors are as diverse as a coven of witches. But fear not, my bewitching friend! Let's start our journey by exploring the Rider Waite deck and unlock the basics of color symbolism in Tarot.

Tarot spreads

Don't fret! Whether you're a beginner or a seasoned Tarot reader, I've got the perfect solution. Check out my easy-to-use 3-card spreads to help you find the answers you seek.



Insiders tip - each day of the week is associated with a Greek/Roman god, and thus also a planet. And guess what? Each planet has a corresponding card:

Monday – Moon – The High Priestess / The Moon

Tuesday – Mars – The Tower


Wednesday – Mercury – The Magician



Thursday – Jupiter – The Wheel of Fortune

Friday – Venus – The Empress

Saturday – Saturn – The World

Sunday – Sun – The Sun





NUMEROLOGY

Numerologists believe that everything in the Universe vibrates at a sub-atomic level with its own frequency- numbers (from 1-9, as well as 11, 22 and 33) included. Every tarot deck has four suits, each with ten numbered cards and four court cards (i.e. Kings and Queens). We can use numerology to ascribe shared meaning to nine of them (making it easier to understand and learn the basic meaning of each card).

Eventually, you will learn every individual card's meaning, but with, to start, you can just learn these nine meanings instead of 36.

It's all about short cuts and easy hacks at this stage. You have got your whole life to delve into, absorb and memorise every card. Take your time, there's no rush.


The numerical meanings are as follows:

- 1 (Aces) New beginnings, opportunities, potential
- 2 Balance, partnership, duality
- 3 Creativity, groups, growth
- 4 Structure, stability, manifestation
- 5 Change, instability, conflict
- 6 Communication, cooperation, harmony
- 7 Reflection, assessment, knowledge
- 8 Mastery, action, accomplishment
- 9 Fruition, attainment, fulfilment
- 10 Completion, end of a cycle, renewal



Insider tip- Want to know how long until that big event you're eagerly waiting for? It's easy - just pick a card that represents the event, shuffle it with other cards, ask a clear question about timing, and flip them over one by one until your chosen card appears. Count the cards you flipped over, and there you have it - your answer! May it be days, months or years.

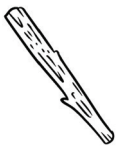




THE 4 ELEMENTS

There are four suits in tarot's minor arcana and they align to the four astrological elements – water, fire, earth and air. Mastering the elements' characteristics will help you learn the minor arcana much more easily. If you put this knowledge together with the numerological meanings, you're halfway to understanding nearly all of your minor arcana, and that's some feat!

The suit's traits are as follows:



♦ Wands (fire): Inspiration, energy, enthusiasm



♦ Cups (water): Emotions, creativity, intuition, relationships



♦ Swords (air): Communication, truth, intellect, thoughts



♦ Pentacles (earth): Material wealth, money, career, manifestation

♦


Insider tip – you can use this knowledge to help assign timing or a person to a card (i.e. if you're asking 'who?' or 'when?'). So, if you pull a Cups card then you're looking at a water sign person or the season of summer. Pentacles represents earth sign people and autumn. Wands leads you to fire signs and spring. Swords to air signs and winter.

♦

♦

♦


♦



COLOR ME MAGICK

Knowing the meanings of colors will enrich your understanding of the Tarot. Like numbers and the suits, colors also carry a vibration or energy.

Color can be a powerful tool for tapping into the hidden depths of your intuition. Each color has its own unique meaning and energy, and when used in combination with other colors, can create an enlightening and insightful reading.



Red: passion, action, vibrance, radiance, and love.

Orange: harmony, aspiration, sociability, contentment, and intelligence.

Yellow: radiating creativity, protection, intellect, positivity, and clarity.

Green: youth, sentimentality, nature, adventure, growth, and health.

Blue: open spaces, freedom, imagination, expansiveness, inspiration, and sensitivity.

Purple: spirituality, communion, grandeur, high-ideals, devotion, and peace.

Brown: groundedness, earthiness, tangible, practical, stable, nurturing, and solid.

Gray: uncertainty, neutrality, mystery, intensity, and austerity.

Black: formality, dignity, force, convention, stability, and zero-tolerance.


White: peace, cleansing, illumination, purity, innocence, and the highest kind of understanding.

When you see a lot of red in a reading, it could mean that there's a lot of fire and passion in the situation at hand. It could also be a warning to be careful not to let that passion turn into anger or aggression. When you see loads of blue in a reading, it could indicate that the energy is calm and peaceful. Green is another powerful color in tarot. It's all about growth, abundance, and prosperity. And then there's purple, the color of royalty and spirituality. It's the color of the third eye chakra, and it represents intuition and psychic ability. When you see purples in a reading, it could indicate that there's a lot of spiritual energy at play. It could also be a reminder to trust your intuition and tap into your psychic abilities.



Insiders tip - pay attention to how the colors interact with each other. Each color has its own meaning and energy, and when combined with other colors, they can create powerful and insightful readings.

***PS:** When it comes to understanding the Tarot, it can often be overwhelming to take on all the different decks and their individual color correspondences. To make things easier, I have chosen to focus on the Rider Waite Tarot deck and its color symbolism only.*



TEMPLATES FOR 3 CARD READINGS




I made you a sheet with easy to use 3 card spreads to up your Tarot game and helps you frame your questions.



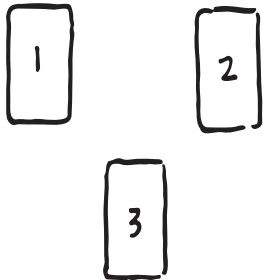
For general inquiries

- ◇ **Card 1** – Past
- ◇ **Card 2** – Present
- ◇ **Card 3** – Future



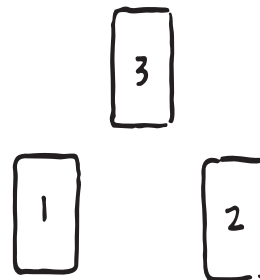
For when in doubt

- ◇ **Card 1** – What your head wants
- ◇ **Card 2** – What your heart wants
- ◇ **Card 3** – What your soul want




For relationships

- ◇ **Card 1** – What is bringing you two together
- ◇ **Card 2** – What is pulling you apart
- ◇ **Card 3** – What needs attention in the relationship



For decision making

- ◇ **Card 1** – What you think about a situation
- ◇ **Card 2** – What you feel about it
- ◇ **Card 3** – What you need to do about it



For soul searching

- ◇ **Card 1** – What your head wants
- ◇ **Card 2** – What your heart wants
- ◇ **Card 3** – What your soul want

Wow, you made it to the end of my guide! We hope this was helpful, but if you have any questions or would like some personal guidance you can reach me at support@houseofformlab.com or DM us on our Insta @house_of_formlab.

On my website houseofformlab.com you will find a selection of Tarot Decks and Guidebooks to guide you on your journey to becoming a Tarot Pro.

On your card slinging way!



*Madame
Formtastica*